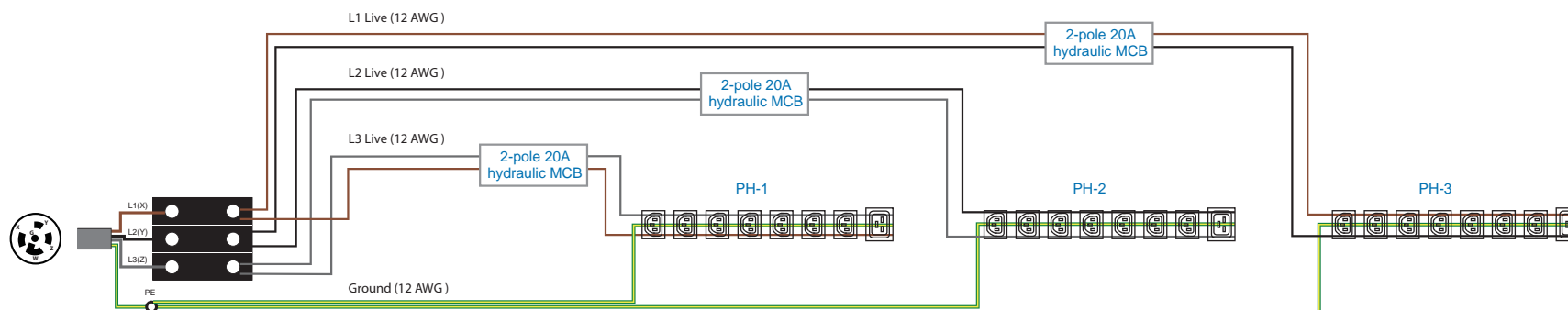



# 3-Phase 208V 30A switched + outlet measurement PDU drawing & specification

## RP3000: Outlet Measurement, Outlet Switch ON / OFF, SNMP Hardware



### Three phase switched + outlet measurement PDU

- Input Rating : 30A, 208V 3PH
- Outlet : 10A 208V Rated C13 x 21  
16A 208V Rated C19 x 3
- Inlet : 30 Amp NEMA L21-30P plug
- Cordset : 5-wire 2 meter STJ 10AWG cordset
- Protection : 20A 2-pole hydraulic MCB x 3
- Bank Details : < PH-1 > Output 17.3A max. C13 #1-7 + C19 #C1  
< PH-2 > Output 17.3A max. C13 #1-7 + C19 #C1  
< PH-3 > Output 17.3A max. C13 #1-7 + C19 #C1

### Meter Features ( WSi Switched PDU + Outlet Measurement )

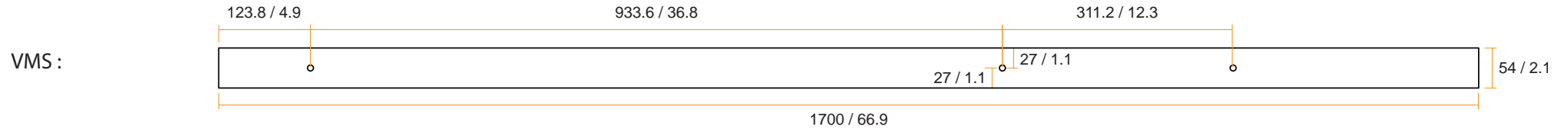
- Local Display : Field replaceable 2.8" color LCD with touchscreen
- Bank Measurement : Current ( A ), Energy ( kWh ), Voltage ( V ) & Power factor
- Outlet Measurement : Current ( A ), Energy ( kWh )
- Outlet Control : Outlet Switch ON / OFF
- Accuracy : ±1% Billing-grade
- IP Access : via IP dongle, one IP Access up to 16 PDU Levels
- Cascade : Up to 16 PDU under single IP address via IP dongle
- SNMP : V2 / V3 via IP dongle
- Sensor Port x 2 : Temp. Sensor / Temp. + Humid. Sensor

- EMC Compliance : FCC Part 15 Subpart B certified
- Safety Compliance : cTUVus Mark to UL 60950-1:2007/R:2014-10  
CAN/CSA-C22.2 No. 60950-1:2007/A2:2014-10  
UL 62368-1:2014  
CAN/CSA-C22.2 No. 62368-1:2014
- Environment Compliance : UL 60730-1 Ed.5 (2016)  
RoHS2 & REACH

- Operating Temperature : -5 to 60 °C
- Storage Temperature : -25 to 65 °C
- Operating Altitude : 0 to 2,000 m
- Storage Altitude : 0 to 15,000 m
- Humidity : 8 to 95% RH, non-condensing

- Chassis Material : Steel
- Chassis Color : Black
- Product Dimension : 2.1 (W) x 3.1 (D) x 66.9 (H) inch
- Net weight : 17.6 lbs
- Packing Dimension ( for 2 PDUs ) : 4.3 (W) x 10.6 (D) x 80.4 (H) inch
- PDU gross weight ( for 2 PDUs ) : 39.6 lbs

### Mounting Method



Top feed

Bottom feed

