ADR

Stainless steel, double door enclosure

CONNECT AND PROTECT

IP 55 | TYPE 12, 13 | IK 10

The double door wall mounted stainless steel enclosure range, ADR, is ideal for installation in confined spaces where a single door, when opened, would take up too much space in front of the enclosure. The doors' loading capacity also increases as it is divided over two doors. With a IP 55 protection degree, components inside the enclosure are well protected and makes it well suited for industries such as food and beverage and pharmaceuticals, as well as almost all other environments, grade dependant.

Material: AISI 304L / AISI 316L pre-grained stainless steel. Body: 1.5 mm. Door: 2 mm. Mounting plate: 2.5 mm galvanized steel.

Body: Folded and seam welded.

Door: Corner formed in one piece. Surface mounted, with 130° opening. Concealed AISI 304 stainless steel hinges with captive pin. Inner M6 welded studs to mount door profiles MMDP. For AISI 316L, sealing is ensured by an injected one piece silicone gasket.

Lock: nVent HOFFMAN customized zamak double-bit 3 mm lock, with 90° movement and anti-vibration mechanism. Espagnolette three point locking. Stainless steel lock and other versions are available as accessories.

Mounting plate: The mounting plate is marked vertically at 10 mm intervals, for easy horizontal positioning of equipment. On the top and bottom there are holes to facilitate cable fixing. Fixed onto M8 press welded studs to the rear of the enclosure. All sides, from 800 mm and above, are strengthened by folded edges. By using the AMG accessory, the mounting plate position can be adjusted to any depth.

Cable access: No gland plate openings as standard, to maximise sealing and cleanliness.

Finish: 400 pre-grained stainless steel.

Protection: Corresponds with IP 55 | TYPE 12, 13 | IK 10.

Delivery: Enclosure with door, mounting plate, metallic key and mounting accessories.

Additional information: For outdoor environments exposed to precipitation, the use of a rain hood is advised. Also in environments known for quick temperature changes, consideration to condensation should be taken. Please see the thermal management section.

Front view

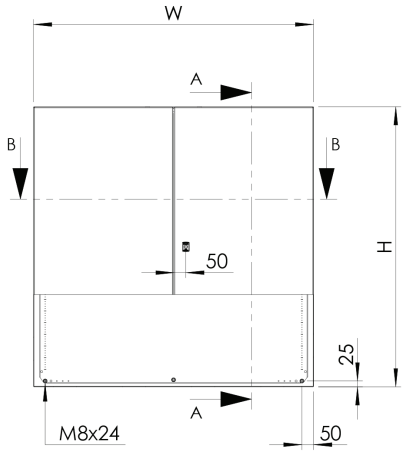

Sectional side view

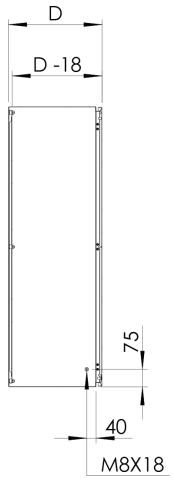

SECTION A-A

Inside left door view

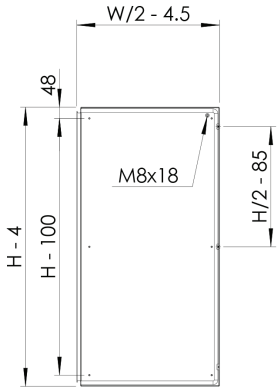

Inside right door view

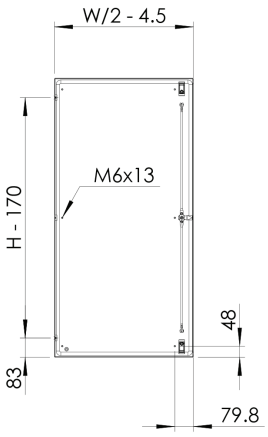

Sectional top view

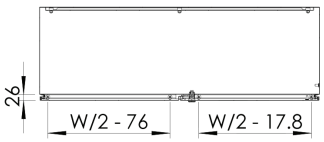

SECTION B-B

Mounting plate

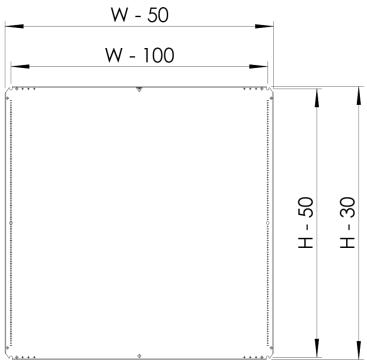

With mounting plate

Enclosure dimensions			Mounting plate dimensions		Usable depth		
H	**W**	**D**	**h**	**w**	**d**	**N° of locks**	**Item no.**
1000	1000	300	970	950	282	1*	ADR1001030
1000	1000	300	970	950	282	1*	ADR1001030-316
1000	1200	300	970	1150	282	1*	ADR1001230
1000	1200	300	970	1150	282	1*	ADR1001230-316
1200	1200	400	1170	1150	382	1*	ADR1201240
1200	1200	400	1170	1150	382	1*	ADR1201240-316

** 3 point espagnolette locking.*