

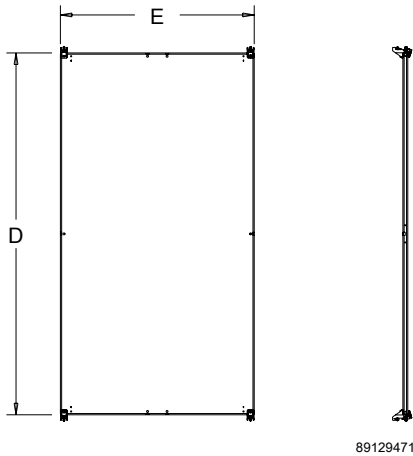
DISCONNECT COMPONENTS

PROLINE G2 Disconnect Components are used with PROLINE G2 Disconnect Frames and Doors to configure a custom Disconnect Enclosure Solution for widths greater than 1000 mm wide. These components are identical to the standard PROLINE G2 components (i.e. PROLINE G2 Solid Tops, Gland Plates, Mounting Subpanel, Plinth Base) with the exception that the center support is offset 100mm (to accommodate the hinged mullion).

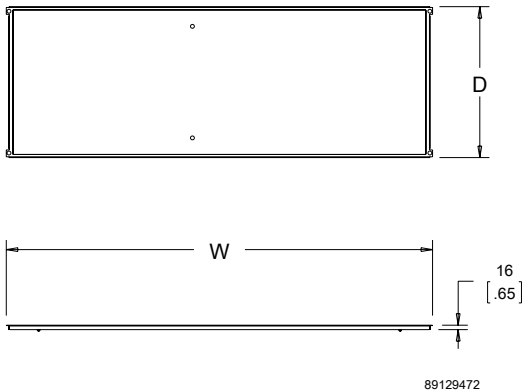
BULLETIN: P40
Standard Product Disconnect Mounting Subpanels

Catalog Number	D (mm)	D (in.)	E (mm)	E (in.)	Fits Frame HxW (mm)
P2PD1612G	1506	59.3	1128	44.4	1600 x 1200
P2PD1616G	1506	59.3	1528	60.2	1600 x 1600
P2PD1812G	1706	67.2	1128	44.4	1800 x 1200
P2PD1816G	1706	67.2	1528	60.2	1800 x 1600
P2PD1818G	1706	67.2	1728	68.0	1800 x 1800
P2PD2010G	1906	75.0	928	36.5	2000 x 1000
P2PD2012G	1906	75.0	1128	44.4	2000 x 1200
P2PD2016G	1906	75.0	1528	60.2	2000 x 1600
P2PD2018G	1906	75.0	1728	68.0	2000 x 1800
P2PD2212G	2106	82.9	1128	44.4	2200 x 1200
P2PD2216G	2106	82.9	1528	60.2	2200 x 1600
P2PD2218G	2106	82.9	1728	68.0	2200 x 1800

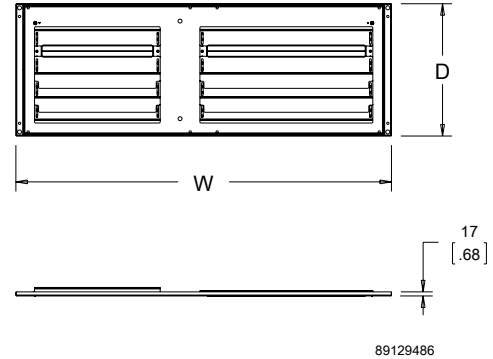
Frame HxW dimensions are nominal mm.


Standard Product Disconnect Solid Tops

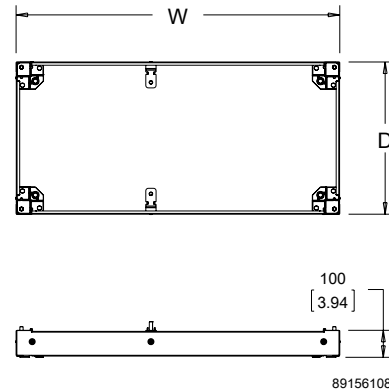
Catalog Number	W (mm)	W (in.)	D (mm)	D (in.)	Fits Frame WxD (mm)
P2TD124	1179	46.4	359	14.1	1200 x 400
P2TD126	1179	46.4	559	22.0	1200 x 600
P2TD164	1579	62.2	359	14.1	1600 x 400
P2TD166	1579	62.2	559	22.0	1600 x 600
P2TD184	1779	70.0	359	14.1	1800 x 400
P2TD186	1779	70.0	559	22.0	1800 x 600


Standard Product Disconnect Gland Plates

Catalog Number	W (mm)	W (in.)	D (mm)	D (in.)	Fits Frame WxD (mm)
P2BGPD124G	1190	46.85	360	14.17	1200 x 400
P2BGPD126G	1190	46.85	560	22.05	1200 x 600
P2BGPD164G	1590	62.60	360	14.17	1600 x 400
P2BGPD166G	1590	62.60	560	22.05	1600 x 600
P2BGPD184G	1790	70.47	360	14.17	1800 x 400
P2BGPD186G	1790	70.47	560	22.05	1800 x 600


Standard Product Disconnect Plinth Base, 100mm

Catalog Number	W (mm)	W (in.)	D (mm)	D (in.)	Fits Frame WxD (mm)
P2BP1D124	1199	47.21	364	14.33	1200 x 400
P2BP1D125	1199	47.21	464	18.27	1200 x 500
P2BP1D126	1199	47.21	564	22.21	1200 x 600
P2BP1D164	1599	62.95	364	14.33	1600 x 400
P2BP1D165	1599	62.95	464	18.27	1600 x 500
P2BP1D166	1599	62.95	564	22.21	1600 x 600
P2BP1D184	1799	70.83	364	14.33	1800 x 400
P2BP1D185	1799	70.83	464	18.27	1800 x 500
P2BP1D186	1799	70.83	564	22.21	1800 x 600
P2BP1D188	1799	70.83	794	31.08	1800 x 800



Notes